

Satellite Gateway Setup Instructions

TankScan | Powered by AquaPhoenix

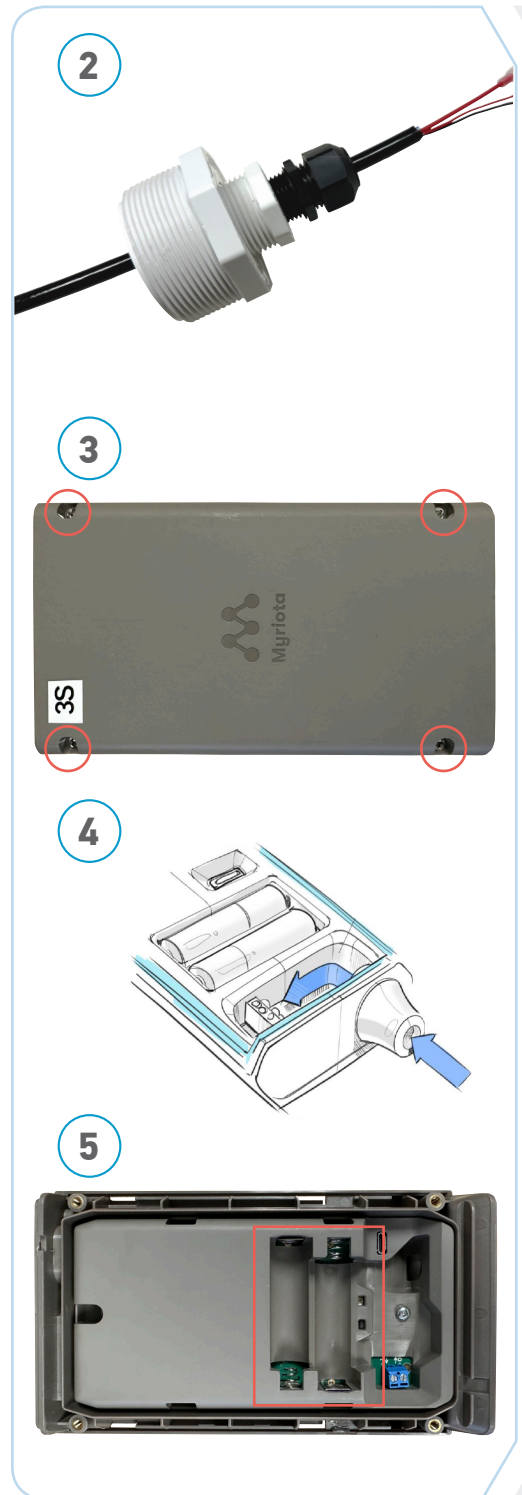
Mount/Install Sensor to Equipment

- 1 Install sensor on/into equipment to be monitored per manufacturer's instructions.
- 2 If using a submersible pressure sensor, a 2-inch NPT adapter is provided for 2-inch tank openings and can be removed for 1-inch openings. Screw in adapter and hang sensor inside tank. Loosen cord grip on top of adapter and feed cable until sensor is roughly 2 inches above bottom of tank. Tighten cord grip once complete.

Assemble Gateway

- 3 Unscrew four screws on front plate and remove.
- 4 Feed sensor cable through cable gland and connect wires to terminal blocks using diagrams on back page.
- 5 Insert two AA lithium batteries into the battery compartment to activate unit.
- 6 Replace the front plate and resecure the screws.
- 7 Mount gateway such that it is vertical with an unobstructed view of the sky. Avoid installing within or adjacent to metal or concrete.

Removable mounting plate on back can be used to secure gateway to surface, either by screwing back plate to surface or using cable ties.

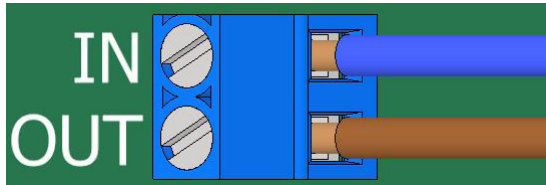


Satellite Gateway Setup Instructions

TankScan | Powered by AquaPhoenix

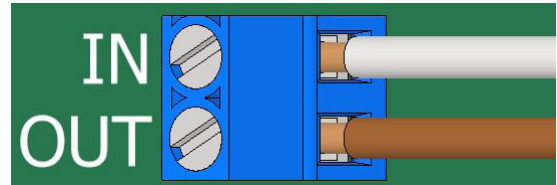
Omega temperature sensor

Wire per diagram below



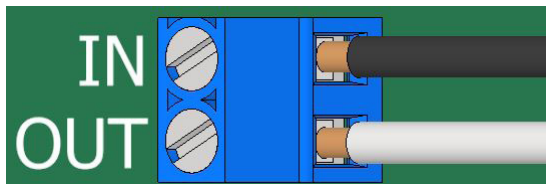
Prosense pressure sensor

Wire per diagram below



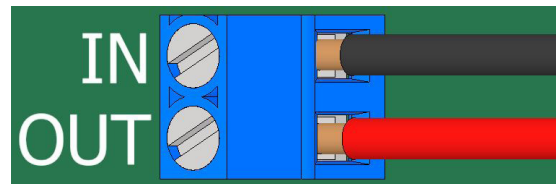
Hansford vibration sensor

Wire per diagram below



Microsensor submersible pressure sensor

Wire per diagram below



Call TankScan Technical Support to Confirm and Finish Setup

Retain documentation provided with sensors for future troubleshooting needs.

TankScan Technical Support
877-847-7226

223-0206-000 Rev. B 5/25

AquaPhoenix Scientific
860 Gitts Run Road
Hanover, PA 17331

PH: 877-847-7226

www.tankscan.com



AquaPhoenix
SCIENTIFIC

©2025 AquaPhoenix. All Rights Reserved. TankScan images and marketing materials are protected by various patents, copyrights and/or trademarks. AquaPhoenix assumes no responsibility for any errors which may appear in this document, reserves the right to change devices or specifications detailed herein at any time without notice, and does not make any commitment to update the information contained herein. No licenses to patents or other intellectual property of AquaPhoenix are granted by the Company in connection with the sale of TankScan products, expressly or by implication.