

TankScan[®] TSU Site Survey

Tank Options



The power of data. **Optimized.**

Customer Information

Company Name: _____

Company Address: _____

Main Contact: _____ **Main Contact Phone:** _____

Email Address: _____

Site Information

Site Name: _____

Site Address: _____ **State:** _____ **ZIP:** _____

Site Contact: _____ **Site Contact Phone:** _____

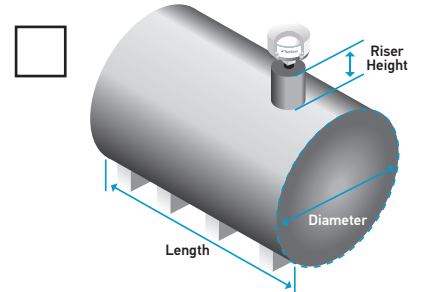
Site Email Address: _____

Tank Details

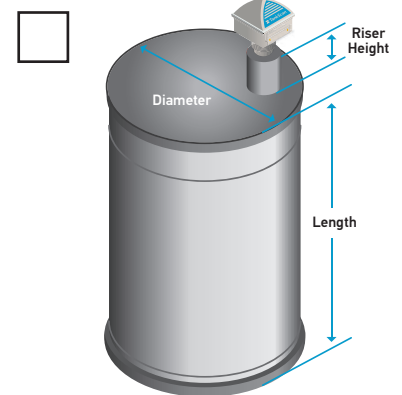
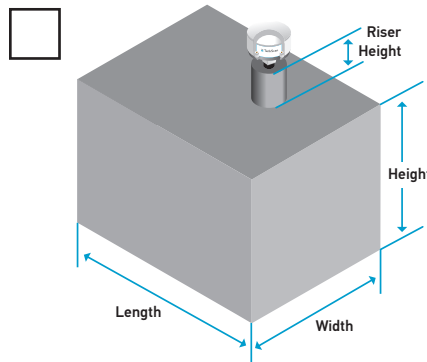
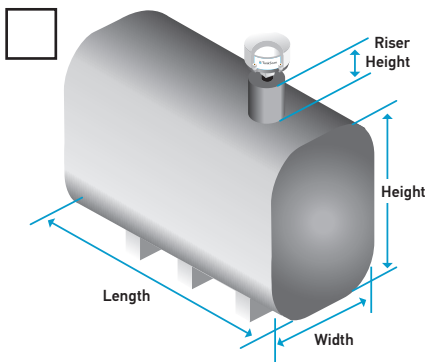
1 Provide Tank # or ID (could be the same name as the site name if only one tank is being monitored):

2 Specify Tank Contents: _____
Provide Capacity in Gallons (if known): _____

3 Provide Tank Measurements
Tank Length: _____ Tank Diameter: _____
Tank Width: _____ Riser Height: _____



Check your applicable tank.



Tank Details (continued)

4 Is the Tank Double-walled?

Yes No

If Yes, What is the distance between walls? _____

5 Provide Tank Openings Details.

This is the opening that will be used for monitor mounting.

No opening 1" opening 1.5" opening 2" opening Other _____ (include size)

• Is there currently a mechanical gauge on the opening that is in use: Yes No

• If Yes, is the customer willing to swap the mechanical gauge for the electronic monitor: Yes No

6 Take Photos of the Tank

Note the site name on each photo. Include photos of the following:

- Tank
- Area around the tank
- Tank opening (from step 5)
- Risers (if applicable)

Information provided by this survey will be used to build and provision the tank monitors and requires accuracy.

Please contact ATEK Access Technologies with any questions at **800-523-6996**.

After completion, return this survey and photos to **CCT@tankscan.com**.